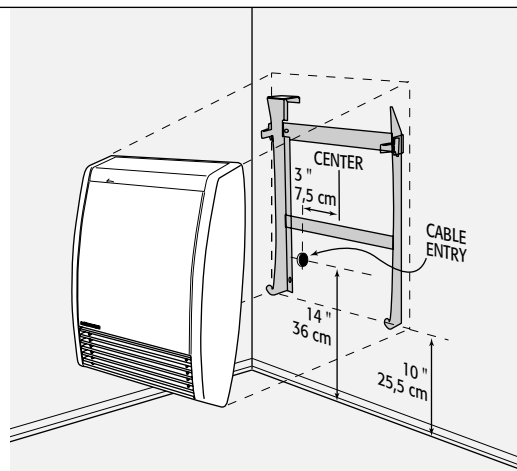




Small on size and big on efficiency, the **Calypso** is equipped with an electronic thermostat for basic heating, a fan-forced heater and a timer for quick heat when you want it. It's recommended for all bathrooms.


Calypso



HEATING ELEMENT


 **Quick heat Fan-forced heat** : Low-thermal-mass heating element combined with low-pressure tangential blower. Resettable overheat protection. (1500 or 2000 W) Reset by turning heater off.

TEMPERATURE CONTROL

 **Electronic thermostat** Built-in electronic proportional-action thermostat for the basic heating.

Timer 0-30 minute resettable mechanical timer for quick heating.

CONTROL PANEL


 **Location** Located on top of the unit with protective cover.

Switch On/Off switch, also serves as reset for overheat protection.

Dial 1 Thermostat control.
2 Timer dial.

Indicator light 1 Heating indicator light.
2 Overheat of saturated filter warning indicator light.

CABINET

 **Steel construction** with polyester/epoxy anti-rust powder coating.


Cabinet Splash-proof construction with rounded edges and built-in side wire covers.

Louvres Bottom grille directs the hot air downwards, towards the centre of the room to ensure even temperature.

Filter Easy-to-clean, removable rear-mounted dust filter for easier maintenance.

Color **BB** = White **BM** = Mimetic White

INSTALLATION

 **Installation** Quick-mounted surface installation with easy snap-on bracket that also serves as marking template.

Connection 240-V unit: Rear power cable connection with double wire holder. Rear wire knock-out for armoured cable installation.
120-V unit: Plug-in connection with 6' flexible cord.

Installation height 10 in (25 cm).

Clearances ■ **Front:** 20 in (50 cm) ◀ **Sides:** 4 in (10 cm) ▲ **above:** 12 in (30 cm).

Note 240-V unit: 3-conductor cable or 2-conductor cable with a third wire should be used if unit is to be linked with the Convectair Programmer module (7392 FP).

MODEL	Catalog No.	Color	Power 240-V	Height		Width		Thickness		Weight	
				cm	in	cm	in	cm	in	kg	p
CALYPSO ②	7825-C20	BB BM	1000 - 2000 W	41	16	31	12 1/4	14	5 1/2	5,0	11,0

120 VOLTS PLUG-IN

CALYPSO ④	7825-B15	BB	750 W - 1 500 W	41	16	31	12 1/4	14	5 1/2	5,0	11,0
-----------	----------	----	-----------------	----	----	----	--------	----	-------	-----	------

② Compatible with the Convectair Programmer system (see technical specifications for catalogue number 7392).

④ Not compatible with the Convectair Programmer system; plugs into a 120-V socket.

For guaranteed, dependable operation, we recommend that all units be installed by a licensed electrical contractor. 